



## INSTALLATION INSTRUCTIONS FOR LIFEBOUY CABINET WITH POLE



PLACE THE METAL POLE AT THE BACK OF THE LIFEBOUY CASE AS ILLUSTRATED. PLACE THE STRAP 2 INCHES DOWN FROM THE TOP OF THE POLE.


MARK WITH A PENCIL THE POSITION OF THE HOLES THROUGH THE METAL POLE

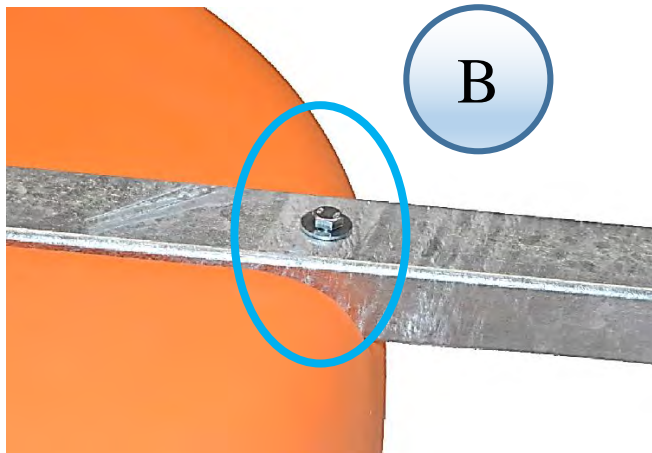


DRILL HOLES AT THE MARKED POINTS



PUT THE BOLT AND THE NUT AS ILLUSTRATED IN THE FRONT (A) AND BACK (B)





FASTEN THE NUTS

