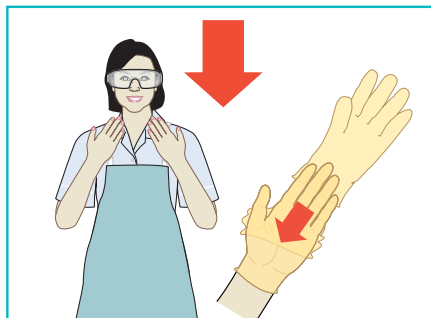


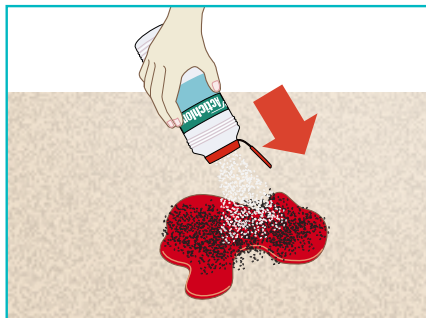
ACTICHLOR® BLOOD SPILLS



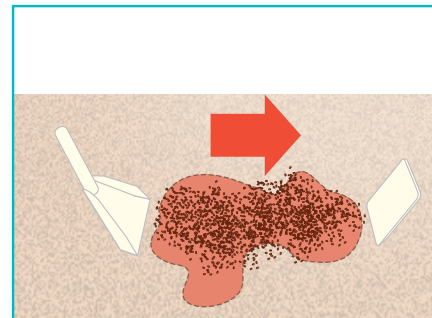
EFFECTIVE DISINFECTION WHEREVER IT'S NEEDED



- 1** Wear disposable gloves and apron. If risk of splashing wear eye protection



- 2** Dispense Actichlor® granules directly onto spill and leave for 2 minutes



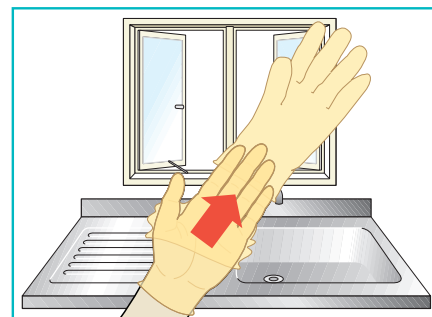
- 3** Scoop up granules and dispose as a biohazard, and then use Actichlor® solution according to your hospital policy



- 4** Dissolve Actichlor® tablets (according to dilution instructions below) in cold water to make your solution



- 5** Dispose of gloves, apron and paper towel as biohazard. Dispose of remaining solution into drains with running water



- 6** Wash your hands after removing gloves

DILUTION INSTRUCTIONS

Actichlor® Formulation	Granules	1.7g Actichlor® Plus	0.5g Tablets	1.7g Tablets	2.5g Tablets
Usage	Suitable for use	Number required per litre of water (10,000ppm)			
Blood Spills	Yes	-	-	-	-
Disinfection after using Actichlor® granules	-	10	36	10	7

WARNINGS AND PRECAUTIONS



DON'T take internally, **AVOID** eye and direct skin contact



DON'T mix with acids* or cationic detergents *eg. urine, vomit



AVOID PROLONGED contact with stainless steel or clothing



ALWAYS dispose used materials as clinical waste



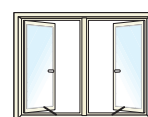
ALWAYS replace lid after use and store in a secure dry place



ALWAYS keep out of the reach of children



ALWAYS make up a fresh solution for each use/refer to MSDS and your hospital policy



WHENEVER POSSIBLE ensure good ventilation when using all chlorine products